



Day-to-day life in a bilingual school
Workshop at CIEB 2021

USING BLOGS FOR BUILDING A DIGITAL LEARNING ENVIRONMENT

Raquel Quesada

CEIP NS del Villar
Laguna de Duero

BLOG

"EL VILLAR SPEAKS ENGLISH"

[HTTPS://EL-VILLAR-SPEAKS-ENGLISH.BLOGSPOT.COM/](https://el-villar-speaks-english.blogspot.com/)

WORK GROUP: ALL THE TEACHERS IN BILINGUAL SECTION
TWO POSTS PER WEEK



The background features a vibrant pop art style with large, bold letters in red, yellow, and blue, set against a white background with a blue polka-dot pattern. The letters are stylized and partially obscured by the speech bubbles.

BLOG AS A MULTIPURPOSE TOOL

Create an online resource library.

Broadcasting and sharing activities.

Teaching and learning in new ways.

Promote learner autonomy.


Interaction either inside or outside the classroom.

Family and community participation, feedback and communication.

Sections

- BALLOONS AND KITES
INFANT EDUCATION, PRIMARY 1 AND 2
- SCIENCE FOR EL VILLAR KIDS
NATURAL AND SOCIAL SCIENCES, GEOGRAPHY AND HISTORY
- PHYSICAL EDUCATION
SPORTS, CHOREOGRAPHY, HEALTHY LIFESTYLE
- ARTIST'S CORNER
SEASONAL, PUPILS' ARTWORKS

LINKS: SCHOOL WEB, ENGLISH CAMP, LIFETERATURA.



ARTS & CRAFTS

Arts & Crafts as a bilingual area from 2nd to 6th Primary.

No textbooks are used. We design a curriculum-based syllabus.



"CLASSROOM LANGUAGE"

<https://artistcornervillar.blogspot.com/2017/09/classroom-language.html>

The students post their comments either at school or at home.

SYLLABUS

Practical activity integrating:

Arts and Crafts, Art History, English as a Foreign Language,
Digital Learning Environments.

Introduce or review the structures and expressions to be used in
bilingual areas to ask questions, ask for permission ...

Create an art product while practicing the four skills.

POP ART

ROY LICHTENSTEIN

Lichtenstein was born in New York in 1923.
He became famous for his bright and bold
paintings of comic strip cartoons.


Pop artists made art about 'popular' things
such as TV, celebrities, fast food, pop music
and cartoons.

He chose colours to imitate the four colours
of printers' inks.





Barcelona's head
Paseo Colón, Barcelona



Brushstroke
Reina Sofía Museum, Madrid



Woman in bath
Thyssen-Bornemisza Museum,
Madrid

LICHTENSTEIN'S ARTWORKS IN SPAIN



SPEECH BUBBLES



TEACHING SEQUENCE

Colour the words

Cut, order and
form a sentence

Glue them on big
speech bubbles

Play the related
actions

Take a photo in
front of a
solid primary
colour background

SIMILAR ACTIVITY IS DONE
IN DIFFERENT LEVELS AT
THE BEGINNING OF EVERY
SCHOOL YEAR

CLASSROOM
LANGUAGE




IT'S YOUR TURN

- Make your own speech bubbles with usual questions, expressions, sentences...
- You can borrow some materials from the "clean" tray. Please, return them on the "used material" tray.
- Take a photo acting out in front of the photocall.

WE ARE POSTING

- Post your comments.
- Upload your photos to the Gallery: use your phones cameras to scan this QR code.





Q & A

The background is a vibrant pop art style with bold black outlines, primary colors (red, yellow, blue), and a blue halftone dot pattern. A large, light gray speech bubble with a black outline is positioned in the upper right, containing the text 'THANK YOU'. A larger white speech bubble with a black outline is in the center, containing contact information.

THANK YOU

Contact

raquesada@educa.jcyl.es

villarseccionb@gmail.com

el-villar-speaks-english.blogspot.com

ceipnuestrasenoradelvillar.centros.educa.jcyl.es